

Ties to the Land Newsletter

October – December 2011



**Racine/Kenosha/Milwaukee
FSA Office**
1012 Vine St.
Union Grove, WI 53182
262-878-3353

TABLE OF CONTENTS	
Farm Service Agency	
Newsletter Update	1
County Committee Election	1-2
Evelyn's Retirement	2
Entrepreneurial Loans	2
AGI Forms	2
State E-Newsletter	3
Beginning Farmer Loans	3
Storage Facility Loans	3
Kenosha County Land Conservation	
Annual Tree Program	4
Land and Water Resource \$	4
Nutrient Management Planning	4
State Tree Nurseries – Seed Gathering	4
Natural Resources Conservation Service	
NRCS Conservation Programs	5
Racine County Land Conservation	
Emerald Ash Borer	6
Wildlife Damage	6
Annual Tree Program	6
UW Cooperative Extension	
Rural Landowner Conference Information	7

NO MORE NEWSLETTERS... FOR NOW

Unfortunately, the budget woes have affected us here in Racine, Kenosha, and Milwaukee County. We will be unable to mail the Ties to the Land newsletter each quarter for the time being. We will continue to publish the newsletter quarterly, but it will only be available by email or by visiting the Kenosha County at <http://www.co.kenosha.wi.us/plandev/conservation/newsletter.html> or by visiting the Racine County website at <http://www.racineco.com/landconv/Newsletter.aspx>

At this time, our goal is to continue to mail one paper copy of a newsletter each fall, which will include tree order forms for Racine and Kenosha County. If you would like to receive the newsletter by email, please call the FSA office at 262-878-3353 and ask to be added to the newsletter mailing list.

COUNTY COMMITTEE (COC) ELECTION

The election of agricultural producers to the FSA County Committee (COC) is important to all farmers. It is crucial that eligible producers participate in the elections because the COC is the link between the agricultural community and USDA. COCs help deliver FSA farm programs at the local level. Farmers who serve on COCs help with decisions necessary to

administer programs in the county.

The Townships in Local Administrative Area 4 (LAA4), which are up for election, are: Paris, Somers, Bristol, and Pleasant Prairie. This year there is one person on the ballot, Marvin Drissel of Town of Paris. He is a former dairy farmer who now has a cash grain farm.

Ballots will be mailed to eligible voters on November 4, 2011 and must be returned by December 5, 2011. Newly elected COC members take office January 1, 2012.

GOODBYE FROM EVELYN




On May 3rd I retired from Farm Service Agency. In 1978 my neighbor knew Elmer Strassburg, the County Executive Director of Kenosha County at the time. She told me he was looking for a temporary person for that summer. I was hired and was a temp for 8 years. The office was combined with Racine County in 1986 and I was put on as a permanent employee. Now in 2011, I turned 66 years old and decided to retire from this job and stay at home for awhile. I have many fond memories of both co workers and you the farmers of these 3 counties. I have enjoyed the last 32 years. I intend now to pay more attention to my home and family. I have 4 children, 2 grandchildren and a husband that I like to spend more time with. My 2 daughters live away in Albuquerque, NM and Minneapolis, MN so I don't see them as much as I would like. I hope to volunteer at the office as needed so may see you there again. Thanks so much for your patience and good humor. It's been a joy.

ENTREPRENEURSHIP LOANS

FSA makes loans to rural youths to establish and operate income-producing projects in connection with 4-H clubs, FFA and other agricultural groups. Projects must be planned and operated with the help of the organization advisor, produce sufficient income to repay the loan and provide the youth with practical business and educational experience. The maximum loan

amount is \$5,000. To learn more contact the FSA office at 262-878-3353.

LAST CALL FOR PRODUCERS TO FILE AGI FORMS WITH THE IRS



Time is running out for producers to submit the Adjusted Gross Income (AGI) verification consent form (CCC-927 or CCC-928) to the IRS in order to maintain eligibility for 2009 and 2010 program benefits received.

The consent form authorizes IRS to verify for Farm Service Agency whether a payment recipient's AGI meets the eligibility requirements for FSA programs. The form became a requirement for payment eligibility beginning with the 2009 crop year, however many program participants have not yet submitted this form to maintain eligibility for 2009 and 2010 program benefits.

Producers who fail to file these forms before September 2011 will receive a notice from the National Office stating that the producer must file the necessary documents within 30 days of the date of the letter or will be ineligible for 2009 and/or 2010 payments. The producer will be responsible for fully refunding all payments received under programs subject to AGI limitations.

IRS requires written consent from all individuals or legal entities before verification of the average AGI can be provided to USDA. Individuals must submit form CCC-927 and legal entities must submit form CCC-928. Without these forms on file, eligible producers will not remain eligible for USDA program payments.

These consent forms are required for payments received from the Natural Resources Conservation Service (NRCS) as well as those received through FSA. Completed forms must be returned directly to the IRS.

For more information on AGI eligibility requirements or the AGI verification process, contact the FSA office at 262-878-3353.

WANT A STATE E-NEWSLETTER?

Producers utilizing e-mail now have the opportunity to receive the Wisconsin Farm Service Agency (FSA) **State** Newsletter electronically. Beginning March 1, 2011, producers wishing to receive an electronic copy of the newsletter may do so by subscribing to the Wisconsin FSA e-mail news. To subscribe to the electronic delivery service, visit the Wisconsin FSA website at www.fsa.usda.gov/wi. Click on “*Subscribe to Wisconsin FSA E-mail News*” on the right side of the Wisconsin FSA homepage in the “*I Want To...*” box. Individuals will be prompted to enter an email address, then after clicking the “*Submit*” button; choose which e-mail notifications to receive, including the Wisconsin Newsletter.

For questions or information about signing up for FSA newsletter e-mail alerts, producers can contact the FSA office at 262-878-3353.

BEGINNING FARMER LOANS



FSA assists beginning farmers and ranchers to finance agricultural enterprises. Under these designated farm loan programs, FSA can provide financing to eligible applicants through either direct or guaranteed loans. FSA defines a beginning farmer as a

person who:

- Has operated a farm for not more than 10 years
- Will materially and substantially participate in the operation of the farm
- Agrees to participate in any loan assessment and borrower training in financial and production management program sponsored by FSA
- Does not own a farm greater than 30% of the median size farm in the county.

Additional program information, loan applications, and other materials are available at

your local USDA Service Center. You may also visit www.fsa.usda.gov

FARM STORAGE FACILITY LOAN PROGRAM AVAILABLE TO PRODUCERS

Are you considering upgrading or adding extra storage space for harvested crops this fall? The Farm Storage Facility Loan (FSFL) program provides low interest loans for building or upgrading storage facilities.

The maximum principal amount of a loan through FSFL is \$500,000 per structure. Participants are required to provide a down payment of 15 percent, with CCC providing a loan for the remaining 85 percent of the net cost of the eligible storage facility and permanent drying and handling equipment. Loan terms of seven, 10 or 12 years are now available depending on the amount of the loan. Interest rates for each loan term are different and are based on the rate which CCC borrows from the Treasury Department. The interest rates for August 2011 were 2.25 percent for a 7-year loan, 3 percent for a 10-year loan, and 3.375 for a 12-year loan, however interest rates change monthly.

Applications for FSFL must be submitted to the FSA county office that maintains the farm's records. An FSFL must be approved before any site preparation or construction can begin.

The following commodities are eligible for farm storage facility loans:

- Corn, grain sorghum, rice, soybeans, oats, peanuts, wheat, barley or minor oilseeds harvested as whole grain
- Corn, grain sorghum, wheat, oats or barley harvested as other-than-whole grain
- Pulse crops – lentils, small chickpeas and dry peas
- Hay
- Renewable biomass
- Fruits (including nuts) and vegetables – cold storage facilities
- Honey

For more information about FSFL, please contact Lori at Extension 105.









DAN TRELOAR - COUNTY CONSERVATIONIST
KENOSHA COUNTY PLANNING DIVISION
19600 - 75TH ST. BRISTOL, WI 53104
(262) 857-1895 FAX (262) 857-1920
Email: dan.treloar@kenoshacounty.org

Kenosha County Annual Tree Program

The Kenosha County Tree and Shrub order form is included in this newsletter. If you did not receive an order form, or would like additional copies, just visit www.co.kenosha.wi.us/plandev/conservation/tree_prgm

The deadline for ordering trees this year is Friday, March 2, 2012. The anticipated tree pick-up days will be mid-late April at the Kenosha County Center in Bristol. New Species for 2012, recommended by our UW-Ext – Horticulturalist, will include:

-  Scarlet Oak
-  Nannyberry
-  Hazel Nut
-  Button Bush
-  Dawn Redwood
-  Swamp White Oak







- ❓ Do you want to apply only the manure and fertilizer your crops really need??
- ❓ Would you like to take advantage of the enhanced Farmland Preservation tax credit??
- ❓ Would you like to help protect our groundwater, rivers and lakes??

If you said yes to one or more of these questions then developing a nutrient management plan for your farm may be the answer. Kenosha County Land Conservation may be able to help by providing cost-sharing for nutrient management planning on your farm. You can receive up to \$28 per acre to test your soil and follow a 4-year nutrient management plan for your farm. The \$28 covers the cost of the soil testing and the nutrient management plan development. The remaining money is the incentive you need to follow the plan every year on the cropland entered into the program. The goal is for all farmers to follow a nutrient management plan. The agronomical and financial benefits will outweigh the cost of not continuing nutrient management planning for the future. Also, if followed, nutrient management plans protect the environment due to less over application and resulting runoff.

Depending upon interest and participation, each farmer may be eligible to receive \$28/acre of cost-share assistance. Apply for your 2010/12 nutrient management planning today. Soil tests will be completed this fall, plans written and followed in spring. Contact our office to apply for the program at 262-857-1895

Land and Water Resource Funds Available

Are you considering conservation this year? Some eligible conservation projects include:

-  Grassed Waterways
-  Well Abandonment
-  Barnyard Runoff Control
-  Streambank Stabilization



Do not hesitate to apply for your cost-share funding today! Kenosha County Land Conservation may provide up to 70% of the cost of your project. Our office allocates \$50,000 in annual grant monies to distribute to landowners with eligible conservation projects. Contact our office to apply for the program at 262-857-1895

Nutrient Management Planning

- ❓ Are you tired of high fertilizer and fuel costs??
- ❓ Would you like to avoid buying fertilizer you do not need??

State Tree Nurseries Need Your Help

The State Tree Nurseries have a variety of seed needs for Fall 2011. There are four species that are especially needed this fall. These are; Jack Pine, Basswood, Black Cherry, and Sugar Maple.

Before picking on public lands, check regulations. You can gather on Federal lands with a permit. In State Forests you should notify the property manager to obtain a picking permit. It is illegal to pick in State Parks. If you would like to collect seeds in your local county forest, contact your county forester. On private lands, be sure you get permission from landowners before you enter private property and begin picking.

Please call 800-875-9050 before collecting any seed to be sure the State Nursery Program has not yet reached its goals and is still purchasing the species you want to pick; and to confirm correct identification and quality of seeds. You may also visit the WDNR website: www.dnr.state.wi.us/forestry/nursery.

KENOSHA COUNTY 2012 TREE ORDER FORM

DEPARTMENT OF PLANNING AND DEVELOPMENT

19600 75TH STREET

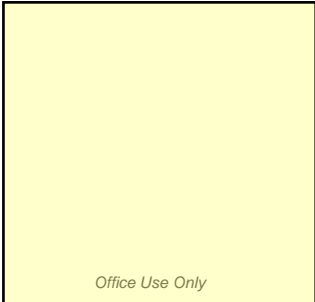
P.O. BOX 520

BRISTOL, WI 53104

(262) 857-1895



“There are two great times to plant trees: the first was 20 years ago -- the other is right now.”



Office Use Only

COMMON NAME	SIZE RANGE	PRICE/25 TREES	# of BUNDLES	TOTAL PRICE
<u>EVERGREENS</u>				
BALSAM FIR	12 to 16" – TP	\$25.00		
BLACK HILLS SPRUCE	12 to 16" – TP	\$25.00		
COLORADO BLUE SPRUCE	12 to 16" – TP	\$25.00		
FRASIER FIR	12 to 16" – TP	\$25.00		
TECHNY ARBORVITAE	12 to 16" – TP	\$25.00		
WHITE PINE	7 to 15" – TP	\$20.00		
<u>DECIDUOUS TREES</u>				
AMERICAN PLUM	18 to 24" – S	\$20.00		
BLACK CHERRY	18 to 24" – S	\$20.00		
BLACK WALNUT	18 to 24" – S	\$20.00		
DAWN REDWOOD	12 to 18" – S	\$20.00		
RED MAPLE	18 to 24" – S	\$20.00		
SCARLET OAK	18 to 24" – S	\$20.00		
SUGAR MAPLE	12 to 18" – S	\$20.00		
SWAMP WHITE OAK	18 to 24" – S	\$20.00		
CANOE BIRCH	18 to 24" – S	\$20.00		
<u>SHRUBS</u>				
BUTTERFLY BUSH	18 to 24" – S	\$20.00		
BUTTON BUSH	18 to 24" – S	\$20.00		
COMMON LILAC	18 to 24" – S	\$20.00		
FRAGRANT SUMAC	18 to 24" – S	\$20.00		
HAZEL NUT	18 to 24" – S	\$20.00		
NANNYBERRY	18 to 24" – S	\$20.00		
RED OSIER DOGWOOD	18 to 24" – S	\$20.00		
RUGOSA ROSE	18 to 24" – S	\$20.00		
WHITE FLOWERING DOGWOOD	18 to 24" – S	\$20.00		
<u>OTHER ITEMS</u>				
WATER GEL	1 Bag / 400 Trees	\$3.00 PER BAG		
S=Seedlings TP=Transplants			GRAND TOTAL	
NAME _____ PHONE _____				
ADDRESS _____				
CITY _____ STATE _____ ZIP CODE _____				
E-MAIL _____				
TOTAL CHECK AMOUNT \$ _____				

DEADLINE FOR ORDERING: MARCH 2, 2012

ALL PRICES INCLUDE SALES TAX. SINGLE ORDERS OF 500 TREES OR MORE RECEIVE A 10% DISCOUNT

ORDER FORMS ARE ALSO ON THE WEB AT http://www.co.kenosha.wi.us/plandev/conservation/tree_prgm.html

MAKE CHECK or MONEY ORDER PAYABLE to: KENOSHA COUNTY PLANNING AND DEVELOPMENT

ALL STOCK IS PERISHABLE, AND MUST BE PICKED-UP ON DELIVERY DAY, MID-APRIL (NOTICE WILL BE MAILED TO YOU)

ORDER EARLY - LIMITED SUPPLY - CHECKS WILL BE RETURNED IF YOUR ORDER CANNOT BE FILLED

FULL PAYMENT MUST BE INCLUDED WITH THE ORDER. NO REFUND/WARRANTY ON ALL PRODUCTS

COMMON NAME	DESCRIPTION AND CHARACTERISTICS
AMERICAN PLUM GROWTH RATE - MEDIUM	Medium to tall tree/shrub for farmstead windbreaks, highway and riparian plantings. Adapted to a wide variety of soil types. Fair to good drought tolerance. Full sun to partial shade. Bears white flowers in spring, and yellow to red edible fruit in June-July.
BALSAM FIR GROWTH RATE – SLOW	This pyramidal evergreen will grow in cool, moist and swampy areas. Dark flat needles ½-1” long, slow growing, symmetrical, evergreen tree. Soft, bright green needles. Nice fragrance for Christmas trees. Mature height 75’.
BLACK CHERRY GROWTH RATE - MEDIUM	Grows best in dry soils with full to partial sun. Average height can be up to 40’. Leaves are shiny dark green in summer turning to orange in the fall. The tree has white flowers and develops small purple to black fruit, which is attractive to wildlife.
BLACK WALNUT GROWTH RATE - MEDIUM	The Black Walnut is prized for its nuts and attractive hardwood. This tree likes deep, rich, well-drained soil; grows more slowly in drier soils. Grows to 50’ to 75’, 60’ spread. Black Walnut roots transmit a growth-inhibiting chemical which keeps many other trees and plants from growing near it. Horses may be affected by black walnut chips or sawdust when they are used for bedding material.
BLACK HILLS SPRUCE GROWTH RATE - MEDIUM	Desirable, dense symmetrical cone shape to this evergreen conifer. Bright-green needles mature to an interesting blue-green. Great landscape accent, very useful as windbreak or screening. Full sun. Slow grower to 20 to 25 feet tall, 10 to 12 feet wide, can be larger with time. Shapely “Christmas” tree type ornamental, with short bluish foliage.
BUTTON BUSH GROWTH RATE - FAST	A small bush that bears attractive summer foliage with creamy-white flowers appearing in late summer. Easily grown in moist, humusy soils in full sun to part shade. Grows very well in wet soils, including flood conditions and shallow standing water. Adapts to a wide range of soils except dry ones. Flower heads are very attractive to bees and butterflies.
BUTTERFLY BUSH GROWTH RATE - FAST	Grows best in well-drained soil with full sun. Called the summer lilac due to its similar fragrant flowers that bloom all summer. A magnet for all the butterflies who pass through your garden seeking nectar. A fast growing shrub that matures to 10-15’ if not cut back.
COLORADO BLUE SPRUCE GROWTH RATE - SLOW	Grows best in full sun, in moist, well-drained, fertile soils. Grows over 35’ and needles are stiff, short, and silvery blue to greenish blue in color. Tree is conical shaped.
COMMON LILAC GROWTH RATE - MEDIUM	The Common lilac is noted for its showy, fragrant bloom in the late spring. Flowers come in many colors ranging from white, pink, blue, lavender to reddish-purple. Grows best in well drained, fertile soils, under full sunlight. Average height is 15’.
DAWN REDWOOD GROWTH RATE - FAST	Dawn redwoods are deciduous coniferous trees - that is the trees produce cones but lose their foliage in the fall. They enjoy full sun and moist, deep, well drained soil. They withstand flooding and are somewhat drought tolerant. A fast grower, Dawn Redwood reaches 70’ - 100’ in height with a 25’ spread. Dawn redwood trunks are remarkably straight and the tree grows in a tall, slender, pyramidal shape. They are hardy and care-free. The leaves turn a lovely cinnamon-bronze in fall.
FRAGRANT SUMAC GROWTH RATE- FAST	a.k.a. Aromatic Sumac grow to a height of 3 to 8 feet and a spread of 6 to 8 feet. The foliage is green in summer and scarlet in fall. Small yellow flowers bloom in the spring. In late July, scarlet berries mature in dense, round clusters that persist through winter. Fragrant sumac provides quality nesting, roosting and loafing cover for a variety of songbirds and game birds.
FRASER FIR GROWTH RATE - MEDIUM	Often referred to as the Cadillac of Christmas trees. This tree has an excellent fragrance with exceptional needle retention. Full to partial sun. Likes cool, moist, well-drained soils.
HAZEL NUT GROWTH RATE- FAST	A large fast growing shrub with showy spring flowers. The Hazel Nut can grow to 8-12’ tall with a crown spread of 10’, creating a dense privacy screen, perfect for a hedgerow and as nesting sites for birds. The nuts of this American Hazel Nut have a higher nutritional value than acorns and beechnuts, making them a valuable food source for wildlife. The edible nuts that mature in September-October are eaten by deer, squirrels, foxes, northern bobwhite, turkey, woodpeckers, ruffed grouse, and pheasants.
NANNYBERRY GROWTH RATE - FAST	Nannyberry is a large, upright, multi-stemmed, deciduous shrub which typically grows to 10-18’ tall with a spread of 6-12’, but may also be grown as a small, single trunk tree which may reach a height of 30’. Non-fragrant white flowers appear in spring. Flowers give way in autumn to blue-black, berry-like drupes which often persist into winter and are quite attractive to birds and wildlife. Variable fall color ranges from drab greenish-yellow to reddish-purple.
RED MAPLE GROWTH RATE – FAST	Brilliant fall coloring is one of the outstanding features of the Red Maple. This tree prefers full sun to partial shade and tolerates both extremely wet to extremely dry soils. The Red maple is prized as an ornamental shade tree because of its rapid growth, reaching heights of 40-70’ tall. Leaves have a silvery underside and turn a pale yellow in the fall.
RED OSIER DOGWOOD GROWTH RATE- FAST	Grows best in moist to wet soils with full sunlight. Average height is 8’ and it spreads outward to 6’. Has bright red twigs with white flowers and white berries in the summer. Leaves turn dark red in the fall.
RUGOSA ROSE GROWTH RATE - FAST	The Rugosa Rose is a shrub mainly used as a hedge that has beautiful pink flowers that continually bloom from June through August and are 2 1/2 to 3 1/2 inches in size. It develops 1 inch red berries in August which last through the winter to provide food for wildlife. Grows to a height of 6’ high and 6’ wide.
SCARLET OAK GROWTH RATE – FAST	Scarlet oak, also called black oak or red oak is best known for its brilliant autumn color. It is a large rapid-growing tree found on a variety of soils in mixed forests, especially light sandy and gravelly upland ridges and slopes. Scarlet oak is a popular shade tree and has been widely planted in the United States. Scarlet oak is a medium-sized tree, normally maturing when 60 to 80 ft. Beyond its value as a timber and wildlife species, scarlet oak is widely planted as an ornamental. Its brilliant red autumn color, open crown texture, and rapid growth make it a desirable tree for yard, street, and park.
SUGAR MAPLE GROWTH RATE – MEDIUM	The Sugar Maple is a landscape standout. Medium to dark-green leaves turn yellow, burnt orange or red in fall. Tolerates shade, likes a well-drained, moderately moist, fertile soil. Do not plant in confined areas or where salt is a problem. Grows to 60’ to 75’, 40-50’ spread. The sugar maple tree is the principal source of maple sugar.
SWAMP WHITE OAK GROWTH RATE – FAST	Swamp white oak is a medium sized tree of the north central and northeastern mixed forests. It is found in lowlands, along edges of streams, and in swamps subject to flooding. It is rapid growing and long lived, reaching 300 to 350 years. The hard strong wood is commercially valuable and is usually cut and sold as white oak. Many kinds of wildlife eat the acorns, particularly ducks.
TECHNY ARBORVITAE GROWTH RATE – MEDIUM	Shimmering emerald green foliage. Great for hedges or screens. A popular evergreen that has dark green soft foliage. Can grow 30+ ft tall and 15+ft wide. This tree can live 100-years or longer. Does not do well in sandy soil.
WHITE FLOWERING DOGWOOD GROWTH RATE - MEDIUM	The White Flowering Dogwood has an excellent show of white blossoms in spring, and bright red berries in fall and winter. It is a low branching tree that spreads horizontally and has a semi-rounded top. Does best in sun to part shade. This deciduous tree does best in well-drained acid soil. It has a mature height of 30’ and a mature spread of 20’.
WHITE PINE GROWTH RATE - FAST	The White Pine is a hardy, valuable tree. Clustered soft blue-green needles. Ideal screen or windbreak. Likes moist, well-drained soils. Grows 50’ to 80’ with a 20-40’ spread.
CANOE BIRCH GROWTH RATE – FAST	The Canoe birch also called white birch, paper birch, or silver birch is a medium-sized, fast-growing tree that reaches 70 feet with a pyramidal or irregular crown, often with several trunks. The handsome foliage and showy white bark make the trees attractive for landscaping. They are important browse plants for animals, and the seeds, buds, and bark are also eaten by wildlife.



U.S. Department of Agriculture
 Natural Resources Conservation Service
 1012 Vine St. – Union Grove WI – 53182
 262-878-1243 x3 www.wi.nrcs.usda.gov

Sign Up Sooner, Not Later, for NRCS Conservation Programs

Many producers don't realize that most of the NRCS conservation programs are open for sign-up at any time, continuously, not just for a few weeks each year. For example, you can make an appointment and sign-up for costsharing through the Environmental Quality Incentives Program (EQIP) at any time throughout the year. Those applications are held until an annual ranking date is announced, and then all applications that NRCS has received to date will be ranked for funding that year.

Frequently, the ranking dates are in the winter, and producers rush to sign up when the ranking date is announced. However, this is Wisconsin and the snow cover makes it difficult for the NRCS staff to get a good look at the land and add all needed practices to the application. Funding may not be available in the spring to add anything that was missed, but that can be avoided by signing up earlier.

In 2011, Wisconsin producers contracted for over \$17 million in conservation projects through EQIP. The Conservation Stewardship Program (CSP) will pay over \$10

million this year to the 1500 participating producers.

Call now for an appointment to talk about conservation options for your farm. More information on NRCS programs is available at www.wi.nrcs.usda.gov under Programs.

Example Practice List

- Access Road
- Brush Management
- Conservation Crop Rotation
- Contour Farming
- Diversion
- Field Border
- Firebreak
- Forest Stand Improvement
- Heavy Use Area Protection
- Lined Waterway or Outlet
- Nutrient Management
- Obstruction Removal
- Prescribed Burning
- Pasture and Hayland Planting
- Residue Management, No Till
- Watering Facility
- Seasonal High Tunnels
- Stripcropping
- Waste Storage Facility
- Tree/Shrub Establishment
- Wetland Restoration
- Agrichemical Handling Facility
- Conservation Cover
- Cover Crops
- Contour Buffer Strips
- Feed Management
- Filter Strip
- Fish Passage
- Grassed Waterways
- Manure Transfer
- Mulching
- Pest Management
- Pipeline
- Prescribed Grazing
- Terrace
- Sediment Basin
- Roof Runoff Structure
- Stream Crossing
- Waste Treatment
- Well Decommissioning
- Wetland Creation
- Vegetated Treatment Area
- Solid/Liquid Waste Separation Facility
- Water & Sediment Control Basin
- Streambank and Shoreline Protection
- Windbreak/Shelterbelt Establishment

This list is not all inclusive. As program rules and rankings are finalized some practices may be determined ineligible for contracting. Please contact Brandi Richter at 262-878-1243 x 3 to discuss options or to sign an application.



Wildlife Damage Program

The Wisconsin Wildlife Damage, Abatement and Claims Program (WDACP) is available to Racine County residents. The County has contracted with USDA-APHIS - Wildlife Services to provide program assistance.

If you have crop damage due to deer, geese, or turkeys, contact USDA-APHIS - Wildlife Service at 1-800-433-0663. All crop damage must be reported within 14 days of the first damage each year.

Racine County Land Conservation
14200 Washington Ave.
Sturtevant, WI 53177
262-886-8479

<http://www.racineco.com/landconv/>

Staff Contributions by:
Chad Sampson, Jonathan Grove,
& Krystal Freimark

Tree & Shrub Sale

Emerald Ash Borer Update

Unfortunately, on July 26, eight Emerald Ash Borer (EAB) beetles were discovered in three separate traps locations in northeastern Racine County. Racine County joins the following seven counties where EAB has been discovered: Brown, Crawford, Kenosha, Milwaukee, Ozaukee, Vernon, and Washington.

If a tree is infected, but is relatively healthy and maintains over 50% of its canopy, it may be able to be treated with insecticide options. Controlling the insects with insecticides may be difficult since the beetles feed under the bark. Insecticides (*and in a healthy tree water and nutrients*) are transported via the trunk to the branches and canopy; feeding EAB larvae injure the plants "transportation" methods and thus causes the tree to stress or die. If the tree shows signs of over 50% loss of its canopy it may be too late to save the tree. We recommend hiring an arborist or landscape specialist that is familiar with EAB to apply the insecticide treatments. Research on the management of EAB remains a work in progress please visit www.emeraldashborer.info for additional information and control options on EAB.

2012 Racine County Land Conservation Tree Program

It's that time again! Racine County's 29th Annual Tree and Shrub sale order form is enclosed with this newsletter. Several new species have been added to the sale including: Kentucky Coffeetree, River Birch, and White Oak. The order form is also available on-line at the Racine County website under "T" for "Tree Order Form". Orders are due to the Land Conservation office by February 24, 2012. The seedlings will arrive at the Racine County Fairgrounds in Union Grove in mid-April 2012 for customer pick up. Receipts and pick-up information will be distributed in the spring.



Save the Date

Join us for the Fifth Annual Southeastern Wisconsin Rural Landowner Workshop, Saturday, November 5, 2011 (8:00 am – 3:00 pm) at the Kenosha County Center. Tract topics include: entrepreneurship (specializing in small scale wine and beer production), small farms, and conservation. Contact Rose Skora at 262-857-1945 or rose.skora@ces.uwex.edu for more information or registration details.



Wildlife Damage Deer Donation

The Wildlife Damage Deer Donation program will be celebrating its 12th anniversary this fall. Since its inception in 2000, Wisconsin hunters have donated over 73,000 deer which have been processed into over 3.3 million pounds of ground venison to families in need. Not only are families being helped, but the donations help move the deer in Wisconsin closer to healthier populations. Check with your local meat processor to determine program participating butchers.

5th ANNUAL SOUTHEAST WISCONSIN
RURAL LANDOWNERS CONFERENCE

Educational Workshops, Indoor Farmers Market, & Trade Show

SATURDAY NOVEMBER 5th, 2011

8am - 3pm

At the Kenosha County Center
19600 75th Street Bristol 53104
(On the corner of Hwy 50 and Hwy 45 in Bristol)

Educational Tracts Include:

Entrepreneurship

Emphasis on starting a winery or brewery

Small Farms

Emphasis on raising livestock

Conservation

Invasive Species, Prairie Restoration, Vermicomposting, and Rural Land Ownership

Early Bird Registration

(Postmarked by October 21st)

Adults: \$20 / Person

Youth (14 - 18): \$15 / Person

Regular Registration

(Postmarked after October 22nd)

Adults: \$25 / Person

Youth (14 - 18): \$20 / Person

For information regarding attending the workshop or participating in the farmers market or trade show, please contact Rose Skora at 262 - 857 - 1945 rose.skora@ces.uwex.edu or visit kenosha.uwex.edu/agriculture





DIRECTORY OF AGENCIES

Kenosha/Milwaukee/Racine Farm Service Agency (FSA)

1012 Vine Street, Union Grove, WI 53182 1330
Phone: 262-878-3353, Ext 2 Fax: 262-878-3283

Natural Resources Conservation Service (NRCS)

1012 Vine Street, Union Grove, WI 53182 1330
Phone: 262-878-1243, Ext 3 Fax: 262-878-3283

Racine County Land Conservation Division

14200 Washington Avenue, Sturtevant, WI 53177
Phone: 262-886-8479, Fax: 262-886-8488

Kenosha County Land & Water Conservation

19600 75th St, PO Box 520, Bristol, WI 53104
Phone: 262-857-1895, Fax: 262-857-6508

Kenosha County UW-Extension

19600 75th St, PO Box 550, Bristol, WI 53104
Phone: 262-857-1945, Fax: 262-857-1998

Racine County UW-Extension

14200 Washington Avenue, Sturtevant, WI 53177
Phone: 262-886-8460, Fax: 262-886-8489



The U.S. Department of Agriculture (USDA) prohibits discrimination in all its programs and activities on the basis of race, color, national origin, sex, religion, age, disability, political beliefs, sexual orientation, or marital or family status. (Not all prohibited bases apply to all programs.) Persons with disabilities who require alternative means for communication of program information (Braille, large print, audiotape, etc.) should contact USDA's TARGET Center at (202) 720-2600 (Voice and TDD).

To file a complaint of discrimination, write USDA, Director, Office of Civil Rights, Room 326-W, Whitten Building, 1400 Independence Ave. SW, Washington, D.C. 20250-9410 or call (202) 720-5964 (voice and TDD). USDA is an equal opportunity provider and employer.

Ties to the Land Newsletter

Change Service Requested

**Farm Service Agency
Natural Resources Conservation Service
Racine County Land Conservation
Kenosha County Land and Water Conservation
UW-Cooperative Extension**

Your Resource Partners:

TIES TO THE LAND NEWSLETTER
Kenosha/Milwaukee/Racine Farm Service Agency
US Department of Agriculture
1012 Vine Street
Union Grove, WI 53182 1330

P.R.S.R.T. S.T.D.
U.S. Postage & Fees Paid
Permit # 15
Bristol, WI